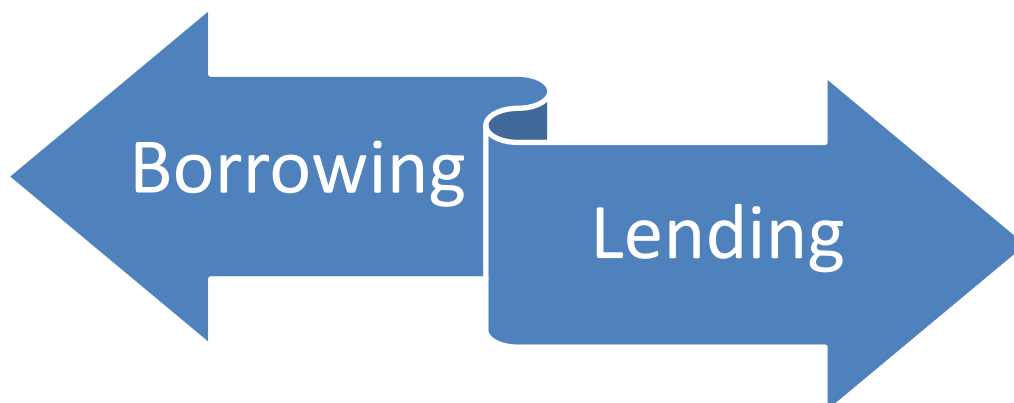


FAREHAM

BOROUGH COUNCIL

TREASURY MANAGEMENT STRATEGY AND INVESTMENT STRATEGY 2020/21



INTRODUCTION

WHAT IS TREASURY MANAGEMENT?

1. Treasury Management is defined as:

The management of the organisation's cash flows, its banking, money market and capital market transactions;


the effective control of the risks associated with those activities and the pursuit of optimum performance consistent with those risks.

2. The Council operates a balanced budget, which broadly means cash raised during the year will meet its cash expenditure. There are two aspects to the treasury management service:

- a) To ensure the cash flow is adequately planned, with **cash being available when it is needed**. Surplus monies are invested in low risk counterparties or instruments commensurate with the Council's low risk appetite, providing adequate liquidity initially before considering investment return.
- b) To ensure the cash flow meets the Council's **capital plans**. These capital plans provide a guide to the **borrowing need** of the Council. Essentially this is the longer term cash flow planning to ensure that the Council can meet its capital spending requirements. The management of longer term cash may involve arranging long or short term loans, or using longer term cash flow surpluses. On occasion any debt previously drawn may be restructured to meet Council risk or cost objectives.

CONTENT OF THE TREASURY MANAGEMENT AND INVESTMENT STRATEGIES

3. These strategies set out the expected approach to treasury management and investment activities for 2020/21. It covers two main areas:



4. The content of the Strategies is designed to cover the requirements of the Local Government Act 2003, the CIPFA Prudential Code, the CIPFA Treasury Management Code and the MHCLG Investment Guidance.

REPORTING REQUIREMENTS

5. The Council receives and approves three main reports each year in relation to Treasury Management, which incorporate a variety of policies, estimates and actuals. The three reports are:



6. The Executive Committee is responsible for the implementation and monitoring of these reports whilst the Audit and Governance Committee is responsible for the effective scrutiny of the treasury management strategy and policies.

TREASURY MANAGEMENT STRATEGY

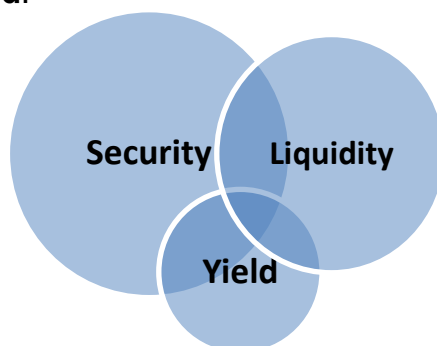
INVESTMENTS

Current Portfolio Position

7. The Council holds invested funds, representing income received in advance of expenditure plus balances and reserves held. In the past 12 months, the Council's investment balance has ranged between £12 million and £24 million, and similar levels are expected to be maintained in the forthcoming year.

Treasury Investment Strategy

8. The CIPFA Code requires the Council to invest its funds prudently, and to have regard to the **security** and **liquidity** of its investments before seeking the highest rate of return, or **yield**.



9. The Council's objective when investing money is to strike an appropriate balance between **risk and return**, minimising the risk of incurring losses from defaults and the risk of receiving unsuitably low investment income. Where balances are expected to be invested for more than one year, the Council will aim to achieve a total return that is equal or higher than the prevailing rate of inflation, in order to maintain the spending power of the sum invested.
10. If the UK enters into a recession in 2020/21, there is a small chance that the Bank of England could set its Bank Rate at or below zero, which is likely to feed through to **negative interest rates** on all low risk, short-term investment options. This situation already exists in many other European countries. In this event, security will be measured as receiving the contractually agreed amount at maturity, even though this may be less than the amount originally invested.
11. Given the increasing risk and very low returns from short-term unsecured bank investments, the Council where practical and reasonable, aims to further **diversify into more secure and/or higher yielding asset classes**. This is especially the case for the estimated £12m that is available for longer-term investment. The majority of the Council's surplus cash is currently invested in short-term unsecured bank deposits and money market funds.
12. Under the new IFRS 9 standard, the accounting for certain investments depends on the Council's **business model** for managing them. The Council aims to achieve value from its internally managed treasury investments by a business

model of collecting the contractual cash flows and therefore, where other criteria are also met, these investments will continue to be accounted for at amortised cost.

Approved Counterparties

13. The Council may invest its surplus funds with any of the counterparty types in the table below, subject to the cash limits (per counterparty) and the time limits shown.

Credit Rating	Banks Unsecured	Banks Secured	Government
UK Govt	n/a	n/a	£Unlimited 50 years
AAA	£2m 5 years	£4m 20 years	£4m 50 years
AA+	£2m 5 years	£4m 10 years	£4m 25 years
AA	£2m 4 years	£4m 5 years	£4m 15 years
AA-	£2m 3 years	£4m 4 years	£4m 10 years
A+	£2m 2 years	£4m 3 years	£2m 5 years
A	£2m 13 months	£4m 2 years	£2m 5 years
A-	£2m 6 months	£4m 13 months	£2m 5 years
BBB+	£1m 100 days	£2m 6 months	£1m 2 years
None	£1m 6 months	n/a	£4m 25 years
Pooled Funds	£4m per fund		

14. Investment limits are set by reference to the lowest published **long-term credit rating** from a selection of external rating agencies. Where available, the credit rating relevant to the specific investment or class of investment is used, otherwise the counterparty credit rating is used. However, investment decisions are never made solely based on credit ratings, and all other relevant factors including external advice will be taken into account.
15. Summary of counterparty types:
- Banks Unsecured:** Accounts, deposits, certificates of deposit and senior unsecured bonds with banks and building societies. These investments are subject to the risk of credit loss via a bail-in should the regulator determine that the bank is failing or likely to fail.
 - Banks Secured:** Covered bonds, reverse repurchase agreements and other collateralised arrangements with banks and building societies. These investments are secured on the bank's assets, which limits the potential losses in the unlikely event of insolvency, and means that they are exempt from bail-

in. The combined secured and unsecured investments in any one bank will not exceed the cash limit for secured investments.

- c) **Government:** Loans, bonds and bills issued or guaranteed by national governments, regional and local authorities and multilateral development banks. These investments are not subject to bail-in, and there is generally a lower risk of insolvency, although they are not zero risk. Investments with the UK Central Government may be made in unlimited amounts for up to 50 years.
- d) **Pooled Funds:** Shares or units in diversified investment vehicles consisting of any of the above investment types, plus equity shares and property. These funds have the advantage of providing wide diversification of investment risks, coupled with the services of a professional fund manager in return for a fee. Short-term **Money Market Funds** that offer same-day liquidity and very low or no volatility will be used as an alternative to instant access bank accounts, while pooled funds whose value changes with market prices and/or have a notice period will be used for longer investment periods.

Bond, equity and property funds offer enhanced returns over the longer term but are more volatile in the short term. These allow the Council to diversify into asset classes other than cash without the need to own and manage the underlying investments. Because these funds have no defined maturity date, but are available for withdrawal after a notice period, their performance and continued suitability in meeting the Council's investment objectives will be monitored regularly.

- 16. The Council may also invest its surplus funds in corporates (loans, bonds and commercial paper issued by companies other than banks), registered providers (loans and bonds issued by, guaranteed by or secured on the assets of Registered Providers of Social Housing and registered social landlords, formerly known as Housing Associations) and real estate investment trusts, subject to meeting the minimum credit rating criteria and time limits recommended by the Council's treasury advisers.

Operational Bank Accounts

- 17. The Council may incur operational exposures, for example through current accounts, collection accounts and merchant acquiring services, to any UK bank with credit ratings no lower than BBB- and with assets greater than £25 billion. These are not classed as investments, but are still subject to the risk of a bank bail-in, and balances will therefore be kept below £4m per bank. The Bank of England has stated that in the event of failure, banks with assets greater than £25 billion are more likely to be bailed-in than made insolvent, increasing the chance of the Council maintaining operational continuity.

Risk Assessment and Credit Ratings

- 18. Credit ratings are obtained and monitored by the Council's treasury advisers, who will notify changes in ratings as they occur. Where an entity has its credit rating downgraded so that it fails to meet the approved investment criteria then:
 - no new investments will be made,

- any existing investments that can be recalled or sold at no cost will be, and
 - full consideration will be given to the recall or sale of all other existing investments with the affected counterparty.
19. Where a credit rating agency announces that a credit rating is on review for possible downgrade (also known as “rating watch negative” or “credit watch negative”) so that it may fall below the approved rating criteria, then only investments that can be withdrawn on the next working day will be made with that organisation until the outcome of the review is announced. This policy will not apply to negative outlooks, which indicate a long-term direction of travel rather than an imminent change of rating.

Other Information on the Security of Investments

20. The Council understands that credit ratings are good, but not perfect predictors of investment default. Full regard will therefore be given to other available information on the credit quality of the organisations, in which it invests, including credit default swap prices, financial statements, information on potential government support and reports in the quality financial press and analysis and advice from the Council treasury management adviser. No investments will be made with an organisation if there are substantive doubts about its credit quality, even though it may otherwise meet the above credit rating criteria.
21. The following **internal measures** are also in place:
- Investment and borrowing decisions formally recorded and endorsed using a Counterparty Decision Document.
 - Monthly officer reviews of the investment and borrowing portfolio and quarterly reviews with the Chief Executive Officer.

Investment Limits

22. The Council’s revenue reserves available to cover investment losses are forecast to be £13 million on 31st March 2020. In order to minimise risk, in the case of a single default, the maximum that will be lent to any one organisation (other than the UK Government) will be **£4 million**. A group of banks under the same ownership will be treated as a single organisation for limit purposes. Limits will also be placed on fund managers, investments in brokers’ nominee accounts, foreign countries and industry sectors as summarised in the table below. Investments in pooled funds and multilateral development banks do not count against the limit for any single foreign country, since the risk is diversified over many countries.

	Cash limit
Any single organisation, except the UK Central Government	£4m each
UK Central Government	unlimited
Any group of organisations under the same ownership	£4m per group
Any group of pooled funds under the same management	£10m per manager
Negotiable instruments held in a broker's nominee account	£10m per broker
Foreign countries	£4m per country
Unsecured investments with Building Societies	£2m in total
Money Market Funds	£20m in total

Liquidity Management

23. The Council uses a purpose-built cash flow forecasting spreadsheet to determine the maximum period for which funds may prudently be committed. The forecast is compiled on a prudent basis to minimise the risk of the Council being forced to borrow on unfavourable terms to meet its financial commitments. Limits on long-term investments are set by reference to the Council's medium term financial plan and cash flow forecast.

BORROWING

Current Portfolio Position

24. The Council's treasury position at 31 March 2019, with forward projections are summarised below.

£'000	2019/20 Revised	2020/21 Estimate	2021/22 Estimate	2022/23 Estimate
Debt at 1 April	45,510	60,510	72,510	83,510
Expected change in debt	15,000	12,000	11,000	0
Gross Debt at 31 March	60,510	72,510	83,510	83,510

25. Debt at 31 March 2020 is projected to be lower than estimated last year due to the use of internal borrowing rather than borrowing externally to fund the capital programme.

Borrowing Strategy

26. The Council's main objective when borrowing money is to strike an appropriately low risk balance between **securing low interest costs** and achieving **certainty of those costs** over the period for which funds are required. The flexibility to renegotiate loans should the Council's long-term plans change is a secondary

objective.

27. Given the significant cuts to public expenditure and in particular to local government funding, the Council's borrowing strategy continues to address the key issue of affordability without compromising the longer-term stability of the debt portfolio.
28. With short-term interest rates currently much lower than long-term rates, it is likely to be more cost effective in the short term to either **use internal resources**, or to **borrow short-term** loans instead.
29. By doing so, the Council can reduce net borrowing costs (despite foregone investment income) and **reduce overall treasury risk**. The benefits of internal borrowing or short-term borrowing will be monitored regularly against the potential for incurring additional costs by deferring borrowing into future years when long-term borrowing rates are forecast to rise modestly.
30. Our treasury advisers will assist the Council with this '**cost of carry**' and breakeven analysis. Its output may determine whether the Council borrows additional sums at long-term fixed rates in 2020/21 with a view to keeping future interest costs low, even if this causes additional cost in the short-term.
31. The Council has previously raised all of its long-term borrowing from the PWLB but the government increased PWLB rates by 1% in October 2019 making it now a relatively expensive option. The Council will now look to borrow any long-term loans from other sources including banks, pensions and local authorities, and will investigate the possibility of issuing bonds and similar instruments, in order to lower interest costs and reduce over-reliance on one source of funding in line with the CIPFA Code.
32. Alternatively, the Council may arrange forward starting loans, where the interest rate is fixed in advance, but the cash is received in later years. This would enable certainty of cost to be achieved without suffering a cost of carry in the intervening period.
33. In addition, the Council may borrow further short-term loans to cover unexpected cash flow shortages.

Sources of Borrowing

34. The approved sources of long-term and short-term borrowing are:
 - Public Works Loan Board (PWLB) and any successor body.
 - Any institution approved for investments.
 - Any other bank or building society authorised to operate in the UK.
 - Any other UK public sector body.
 - UK public and private sector pension funds (except the Hampshire County Council Pension Fund).
 - Capital market bond investors.
 - UK Municipal Bonds Agency plc (see below) and other special purpose

companies created to enable local authority bond issues.

35. In addition, capital finance may be raised by the following methods that are not borrowing, but may be classed as other debt liabilities:
- Leasing
 - Hire purchase
 - Private Finance Initiative
 - Sale and leaseback
36. **Municipal Bonds Agency:** UK Municipal Bonds Agency plc was established in 2014 by the Local Government Association as an alternative to the PWLB. It plans to issue bonds on the capital markets and lend the proceeds to local authorities. This will be a more complicated source of finance than the PWLB for two reasons: borrowing authorities will be required to provide bond investors with a guarantee to refund their investment in the event that the agency is unable to for any reason; and there will be a lead time of several months between committing to borrow and knowing the interest rate payable. Any decision to borrow from the Agency will therefore be the subject of a separate report to full Council.
37. **Short-Term and Variable Rate Loans:** These loans leave the Council exposed to the risk of short-term interest rate rises and are therefore subject to the interest rate exposure limits in the treasury management indicators below.
38. **Debt Rescheduling:** The PWLB allows authorities to repay loans before maturity and either pay a premium or receive a discount according to a set formula based on current interest rates. The Council may take advantage of this and replace some loans with new loans, or repay loans without replacement, where this is expected to lead to an overall cost saving or a reduction in risk.
39. **Borrowing Limits:** These have been set as part of the Capital Strategy for 2020/21.

TREASURY MANAGEMENT INDICATORS

40. The Council measures and manages its exposures to treasury management risks using the following indicators.
41. **Principal sums invested for longer than a year:** The purpose of this indicator is to control the Council's exposure to the risk of incurring losses by seeking early repayment of its investments. The limits on the long-term principal sum invested to final maturities beyond the year end will be:

£M	2019/20 Revised	2020/21 Estimate	2021/22 Estimate	2022/23 Estimate
Limit on principal invested beyond year end	15	15	15	15

42. The limit has increased from last year by £5 million to reflect the increase in investments in long term pooled funds.

43. **Maturity structure of borrowing:** This treasury indicator is set to control the Council's exposure to refinancing risk. The upper and lower limits on the maturity structure of borrowing will be:

Maturity structure of borrowing	Upper Limit	Lower Limit
	%	%
- Loans maturing within 1 year	50	0
- Loans maturing within 1 - 2 years	50	0
- Loans maturing within 2 - 5 years	50	0
- Loans maturing within 5 - 10 years	50	0
- Loans maturing in over 10 years	100	100

44. Time periods start on the first day of each financial year. The maturity date of borrowing is the earliest date on which the lender can demand repayment.
45. **Housing Revenue Account (HRA) ratios:** As a result of the HRA Reforms in 2012, the Council moved from a subsidy system to self-financing and was required to take on **£49.3 million** of debt. The table below shows additional local indicators relating to the HRA in respect of this debt.

	2019/20 Revised	2020/21 Estimate	2021/22 Estimate	2022/23 Estimate
HRA Debt £'000	49,268	49,268	49,268	49,268
HRA Revenues £'000	12,338	12,668	13,019	13,361
Number of HRA Dwellings	2,391	2,400	2,407	2,445
Ratio of Debt to Revenues %	3.99:1	3.89:1	3.78:1	3.69:1
Debt per Dwelling £	£20,606	£20,528	£20,469	£20,151
Debt Repayment Fund £'000	£3,420	£4,560	£5,700	£6,840

MINIMUM REVENUE PROVISION (MRP) POLICY STATEMENT

46. Where the Council finances capital expenditure by debt, it must **put aside resources to repay that debt** in later years. The amount charged to the revenue budget for the repayment of debt is known as **Minimum Revenue Provision (MRP)**.
47. The Council is required to set an annual policy on the way it calculates the prudent provision for the repayment of General Fund borrowing. The main policy adopted is that MRP will be determined by charging the expenditure over the **expected useful life** of the relevant assets on an **annuity basis** starting in the year after the asset becomes operational. This calculation will be reviewed on a case by case basis depending on the circumstances and with a view to minimising the impact on the council tax payer.
48. Where expenditure is on an asset which will be held on a short-term basis (up to 5 years), no MRP will be charged. However, the capital receipt generated by the

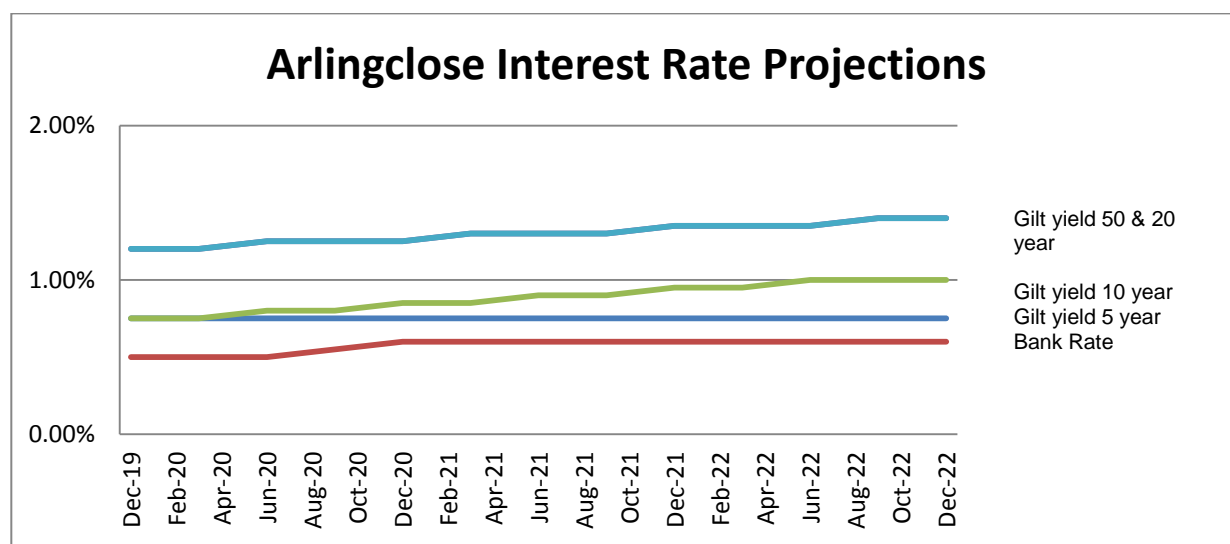
sale of the asset will be used to repay the debt instead.

49. No MRP will be charged in respect of assets held within the HRA, in accordance with MHCLG Guidance and capital expenditure incurred during 2019/20 will not be subject to a MRP charge until 2020/21.

INTEREST RATE FORECAST

50. The Council's treasury management advisers assist the Council to formulate a view on interest rates. The latest detailed economic and interest rate forecast provided by Arlingclose is attached at Annex 1.

51. The following graph and commentary gives the Arlingclose's central view on interest rates.



52. The Council's treasury management adviser Arlingclose is forecasting that Bank Rate will remain at 0.75% until the end of 2022. The risks to this forecast are deemed to be significantly weighted to the downside, particularly given the upcoming general election, the need for greater clarity on Brexit and the continuing global economic slowdown. The Bank of England, having previously indicated interest rates may need to rise if a Brexit agreement was reached, stated in its November Monetary Policy Report and its Bank Rate decision (7-2 vote to hold rates) that the MPC now believe this is less likely even in the event of a deal.

53. Gilt yields have risen but remain at low levels and only some very modest upward movement from current levels are expected based on Arlingclose's interest rate projections. The central case is for 10-year and 20-year gilt yields to rise to around 1.00% and 1.40% respectively over the time horizon, with broadly balanced risks to both the upside and downside. However, short-term volatility arising from both economic and political events over the period is a near certainty.

Other Items

54. The CIPFA Code requires the Council to include the following in its Treasury

Management Strategy.

55. **Policy on Apportioning Interest to the HRA:** On 28 March 2012, the Council borrowed £40 million from the Public Works Loan Board (PWLB) to buy itself out of the HRA subsidy System. The monies were borrowed by the General Fund on behalf of the HRA. The interest on these loans is charged to the HRA on a half-yearly basis at the rate charged by PWLB. A further £9.268 million was lent by the General Fund to the HRA to complete the buyout. Interest on this element is charged at the average weighted rate of the PWLB loans.
56. The unfunded HRA capital financing requirement is also charged to the HRA at the average weighted rate of the PWLB loans.
57. The General Fund credits the HRA with interest earned on HRA credit balances calculated on the monthly movement in reserve balances and applied at year end. The rate used is the weighted interest rate on General Fund investments and cash balances.
58. **Markets in Financial Instruments Directive:** The Council has opted up to professional client status with its providers of financial services, including advisers, banks, brokers and fund managers, allowing it access to a greater range of services but without the greater regulatory protections afforded to individuals and small companies. Given the size and range of the Council's treasury management activities, the Chief Financial Officer believes this to be the most appropriate status.

Financial Implications

59. The budget for interest received in 2020/21 for the General Fund is £954,700 and the HRA is £114,000 and the budget for debt interest paid in 2020/21 is £259,000 for the General Fund and £1,794,900 for the HRA. If actual levels of investments and borrowing, and actual interest rates differ from those forecast, performance against budget will be correspondingly different.

Other Options Considered

60. The CIPFA Code does not prescribe any particular treasury management strategy for local authorities to adopt. The Chief Financial Officer, believes that the above strategy represents an appropriate balance between risk management and cost effectiveness. Some alternative strategies, with their financial and risk management implications, are listed below.

Alternative	Impact on income and expenditure	Impact on risk management
Invest in a narrower range of counterparties and/or for shorter times	Interest income will be lower	Lower chance of losses from credit related defaults, but any such losses may be greater
Invest in a wider range of counterparties and/or for longer times	Interest income will be higher	Increased risk of losses from credit related defaults, but any such losses may be smaller

Borrow additional sums at long-term fixed interest rates	Debt interest costs will rise; this is unlikely to be offset by higher investment income	Higher investment balance leading to a higher impact in the event of a default; however long-term interest costs may be more certain
Borrow short-term or variable loans instead of long-term fixed rates	Debt interest costs will initially be lower	Increases in debt interest costs will be broadly offset by rising investment income in the medium term, but long-term costs may be less certain
Reduce level of borrowing	Saving on debt interest is likely to exceed lost investment income	Reduced investment balance leading to a lower impact in the event of a default; however long-term interest costs may be less certain

INVESTMENT STRATEGY

61. The Council invests its money for three broad purposes:
- because it has surplus cash as a result of its day-to-day activities, for example when income is received in advance of expenditure (known as **treasury management investments**),
 - to support local public services by lending to or buying shares in other organisations (**service investments**), and
 - to earn investment income (known as **commercial investments** where this is the main purpose).
62. This investment strategy meets the requirements of statutory guidance issued by the Government in January 2018 and focuses on the third of these categories.
63. The Council does not currently have any service investments.

COMMERCIAL INVESTMENTS

64. The Council invests in local and some regional UK commercial property with the intention of making a profit that will be spent on local public services.
65. Since the Executive approval of a Commercial Property Investment Acquisition Strategy in January 2013, the Council has purchased commercial investment properties currently valued at **£39.6 million**, as summarised below, averaging a return of **6.9%**.

Property Type	Purchase Cost £'000	Current Value £'000
Retail	28,515	26,850
Commercial	10,121	10,650
Other	1,890	2,050

Total	40,526	39,550
--------------	---------------	---------------

66. The Council's total Commercial property portfolio, shown below, is valued at **£69.9 million** and includes Fareham Shopping Centre, Faretec and industrial estates at Palmerston Business Park and Newgate Lane.

Property Type	Current Value £'000
Retail	42,162
Commercial	18,411
Other	4,373
Office	3,759
Leisure	1,167
Total	69,872

67. In accordance with government guidance, the Council considers a property investment to be secure if its accounting valuation is at or higher than its purchase cost including taxes and transaction costs.
68. A fair value assessment of the Council's more recent commercial property purchases has been made within the past twelve months, and the underlying assets provide security for capital investment. Should the 2019/20 year-end accounts preparation and audit process value these properties below their purchase cost, then an updated investment strategy will be presented to full Council detailing the impact of the loss on the security of investments and any revenue consequences arising therefrom.
69. The Council assesses the risk of loss before entering into and whilst holding property investments. These risks are managed by ensuring:
- funds available for new purchases are disaggregated to limit the overall impact that any single investment would have on the Council's finances;
 - new purchases are only considered with existing tenants of "high quality" and sufficiently long tenancy term;
 - appropriate checks are carried out to ascertain the tenant's reliability;
 - other "due diligence" is undertaken to protect the Council's investment as far as possible such as checks on planning conditions, land contamination issues and planning policy issues.

Proportionality

70. The Council is dependent on profit generating investment activity to achieve a balanced revenue budget. The table below shows the extent to which the expenditure planned to meet the service delivery objectives is dependent on achieving the expected net profit from investments over the lifecycle of the Medium Term Financial Strategy.

£'000	2018/19 Actual	2019/20 Forecast	2020/21 Budget	2021/22 Budget	2022/23 Budget
Gross service expenditure	44,754	47,851	48,342	48,975	49,174
Investment income	3,988	4,266	4,576	4,576	4,576
Proportion	8.9%	8.9%	9.5%	9.3%	9.3%

INVESTMENT INDICATORS

71. The Council has set the following quantitative indicators to assess the Council's total risk exposure as a result of its investment decisions.
72. **Total risk exposure:** The first indicator shows the Council's total exposure to potential investment losses.

Total Investment Exposure	2018/19 Actual £'000	2019/20 Forecast £'000	2020/21 Forecast £'000
Treasury Management Investments	13,100	12,000	12,000
Commercial Investments	56,662	69,872	69,872
Total	69,762	81,872	81,872

73. **How investments are funded:** Government guidance is that these indicators should include how investments are funded. Since the Council does not normally associate particular assets with particular liabilities, this guidance is difficult to comply with. However, the following investments could be described as being funded by borrowing. The remainder of the Council's investments are funded by usable reserves and income received in advance of expenditure.

Investments Funded by Borrowing	2018/19 Actual £'000	2019/20 Forecast £'000	2020/21 Forecast £'000
Treasury Management Investments	0	0	0
Commercial Investments	18,412	31,997	31,242
Total	18,412	31,997	31,242

74. **Rate of return received:** This indicator shows the investment income received less the associated costs, including the cost of borrowing where appropriate, as a proportion of the sum initially invested.

Investments Net Rate of Return	2018/19 Actual	2019/20 Forecast	2020/21 Forecast
Treasury Management Investments	2.8%	3.4%	4.6%
Commercial Investments	6.1%	5.3%	6.2%
Total	5.4%	5.0%	5.9%

CAPACITY AND SKILLS

Training

75. The CIPFA Code requires the responsible officer to ensure that members with responsibility for treasury management receive adequate training in treasury management. This especially applies to members responsible for scrutiny.
76. Treasury management officers regularly attend training courses, seminars and conferences provided by the Council's treasury management advisers and CIPFA.
77. Property services officers also regularly attend training courses, seminars and conferences provided RICS (Royal Institution of Chartered Surveyors) accredited/approved providers.

Use of Treasury Management Consultants

78. The Council has appointed Arlingclose as treasury management advisers and receives specific advice on investment, debt and capital finance issues.
79. The Council recognises that responsibility for treasury management decisions remains with the organisation at all times and will ensure that undue reliance is not placed upon our external service providers.
80. It also recognises that there is value in employing external providers of treasury management services in order to acquire access to specialist skills and resources. The Council will ensure that the terms of their appointment and the methods by which their value will be assessed are properly agreed and documented and subjected to regular review.

ARLINCLOSE ECONOMIC AND INTEREST RATE FORECAST DECEMBER 2019

Economic Background

The UK's progress negotiating its exit from the European Union, together with its future trading arrangements, will continue to be a major influence on the Authority's treasury management strategy for 2020/21. The General Election has removed some uncertainty within the market, however following the expected Withdrawal Bill, uncertainties around the future trading relationship with the EU remain.

GDP growth rose by 0.4% in the third quarter of 2019 from -0.2% in the previous three months with the annual rate falling further below its trend rate to 1.1% from 1.2%. Services, construction and production added positively to growth, by 0.5%, 1.2% and 0.1% respectively, while agriculture recorded a fall of 0.1%. Looking ahead, the Bank of England's Monetary Policy Report (formerly the Quarterly Inflation Report) forecasts economic growth to pick up during 2020 as Brexit-related uncertainties dissipate and provide a boost to business investment helping GDP reach 1.6% in Q4 2020, 1.8% in Q4 2021 and 2.1% in Q4 2022.

The headline rate of UK Consumer Price Inflation remained the same in November 2019 at 1.5% year-on-year, the same as October 2019, however continuing to fall from highs of 2.1% in July and April 2019 as accommodation services and transport continued to contribute to a level of inflation below the BOE target of 2%. Labour market data continues to be positive. The ILO unemployment rate continues to hold at historic lows at 3.8%, its lowest level since 1975. The 3-month average annual growth rate for pay excluding bonuses rose to 3.5% in November 2019 providing some evidence that a shortage of labour is supporting wages. However, adjusting for inflation this means real wages were only up by 0.9% in October 2019 and only likely to have a moderate impact on household spending.

Domestic inflationary pressures have abated, as domestic gas and electricity price freezes have taken effect until 2020. The price of oil has fallen through the year, despite a rise in prices in December 2019. The limited inflationary pressure from real wages will likely keep inflation below the Bank of England target of 2%. The Bank of England maintained Bank Rate to 0.75% in November following a 7-2 vote by the Monetary Policy Committee. Despite keeping rates on hold, MPC members did confirm that if Brexit uncertainty drags on or global growth fails to recover, they are prepared to cut interest rates as required. Moreover, the downward revisions to some of the growth projections in the Monetary Policy Report suggest the Committee may now be less convinced of the need to increase rates even if there is a Brexit deal.

The US economy has continued to perform relatively well compared to other developed nations; however, the Federal Reserve has started to unwind its monetary tightening through 2019. The Federal Reserve has cut rates three times to 1.5% - 1.75%, to stimulate growth as GDP growth has started to fall (to 2.1%).

The fallout from the US-China trade war continues which, risks contributing to a slowdown in global economic activity in 2019. Recent suggestions have been an initial

compromise and potential unwinding of tariffs; however, this can change quickly. Slow growth in Europe, combined with changes in leadership at the ECB and IMF has led to a change of stance in 2019. Quantitative easing has continued and been extended.

Credit Outlook

The recent Bank of England stress tests assessed all seven UK banking groups. The tests scenarios include deep simultaneous recessions in the UK and global economies that are more severe overall than the global financial crisis, combined with large falls in asset prices and a separate stress of misconduct costs. All seven banks passed the test on both a CET1 ratio and a leverage ratio basis. Major banks have steadily increased their capital for many years now. However, there are a number of shortcomings in the Bank's approach; timeliness as the results are over 11 months of out date when they are published, being based on end-2018 balance sheets; ringfencing, as the tests ignore the restrictions on transferring capital between ringfenced "retail" banks and non-ringfenced "investment" banks within the larger groups and; coverage – the tests should be expanded to cover a wider range of UK banks and building societies

The Bank of England will seek to address some of these issues in 2020, when Virgin Money/Clydesdale will be added to the testing group and separate tests will be included of ringfenced banks

Challenger banks hit the news headlines in 2019 with Metro Bank and TSB Bank both suffering adverse publicity and falling customer numbers

Looking forward, the potential for a "no-deal" Brexit and/or a global recession remain the major risks facing banks and building societies in 2020/21 and a cautious approach to bank deposits remains advisable

Underlying assumptions

- The global economy is entering a period of slower growth in response to political issues, primarily the trade policy stance of the US. The UK economy has displayed a marked slowdown in growth due to both Brexit uncertainty and the downturn in global activity. In response, global and UK interest rate expectations have eased.
- Some positivity on the trade negotiations between China and the US has prompted worst case economic scenarios to be pared back. However, information is limited, and upbeat expectations have been wrong before.
- Brexit has been delayed until 31 January 2020. While the General Election has maintained economic and political uncertainty, the opinion polls suggest the Conservative position in parliament may be strengthened, which reduces the chance of Brexit being further frustrated. A key concern is the limited transitional period following a January 2020 exit date, which will maintain and create additional uncertainty over the next few years.

- UK economic growth has stalled despite Q3 2019 GDP of 0.3%. Monthly figures indicate growth waned as the quarter progressed and survey data suggest falling household and business confidence. Both main political parties have promised substantial fiscal easing, which should help support growth.
- While the potential for divergent paths for UK monetary policy remain in the event of the General Election result, the weaker external environment severely limits potential upside movement in Bank Rate, while the slowing UK economy will place pressure on the MPC to loosen monetary policy. Indeed, two MPC members voted for an immediate cut in November 2019.
- Inflation is running below target at 1.7%. While the tight labour market risks medium-term domestically-driven inflationary pressure, slower global growth should reduce the prospect of externally driven pressure, although political turmoil could push up oil prices.
- Central bank actions and geopolitical risks will continue to produce significant volatility in financial markets, including bond markets.

Forecast

- Although we have maintained our Bank Rate forecast at 0.75% for the foreseeable future, there are substantial risks to this forecast, dependant on General Election outcomes and the evolution of the global economy.
- Arlingclose judges that the risks are weighted to the downside.
- Gilt yields have risen but remain low due to the soft UK and global economic outlooks. US monetary policy and UK government spending will be key influences alongside UK monetary policy.
- We expect gilt yields to remain at relatively low levels for the foreseeable future and judge the risks to be broadly balanced.